



Price List
Effective February 7, 2011

Structurally Superior by Design

White Water™ Whirlpools

White Water™ Air System

Luxury Soaking/Steeping Tubs

Shower Baths

Multi-Piece Remodeling Units

Shower Bases

Institutional ADA Products

Handi-Care™ Modules



UL Listed



Union Made

5 Greenwood Ave
Romeoville, Illinois 60446
Phone 815-886-5900 Fax 815-886-5936
WWW.NATIONALBATH.COM

A Division of G.K.L. Corporation

ORDER CHECKLIST

Luxury Baths

1. Model number Refer to Luxury Bath Section for model number & dimensions
2. Hand R or L Determine by Right (R) or Left (L) plumbing wall which is the drain and overflow side
3. Color Identify by corresponding number found on back page
4. Whirlpool System Determine type of whirlpool system desired, **M**, **E** or **AS** (air system)
5. Jet Finish Color coordinated or upgraded chrome, polished brass or satin nickel trim on **M** system. Color coordinated white, almond or biscuit on **E** system. Chrome air injectors on **AS** system
6. Pump Location Locate pump and drain location and identify desired location
7. Skirt Accessory to finish front side of unit, Whirlpool units are ordered standard with Access panel
X is for opposite drain side, D is drain side when ordering skirts and flashing on units with center drains.
8. Flashing Feature required with luxury baths installed in a framing pocket to prevent water seepage, please identify quantity and placement of flashing desired
9. Heater Maintains water temperature while the whirlpool is in operation - **M** system only

Shower Bases

1. Model Number Refer to Shower Base Section for model number & dimensions
I.E. 53232S - first 2 numbers after the (5) are the threshold dimension - next (2) numbers are the depth.
2. Hand R or L Determine by Right (R) or Left (L) plumbing wall, which is the side opposite the seat
3. Color Identify by corresponding number found on back page
4. Drain Brass body shower drain is available with chrome or polished brass finish

Shower/Baths and Showers

1. Model Number Refer to Shower/Bath and Shower Section for model & dimensions
2. Hand R or L Determine by Right (R) or Left (L) plumbing wall, which is the drain and overflow side or the side opposite the seat
3. Color Identify by corresponding number found on back page
4. Drain Brass body shower drain is available with chrome or polished brass finish

Handi-Care / ADA

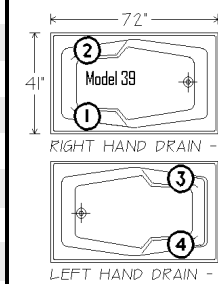
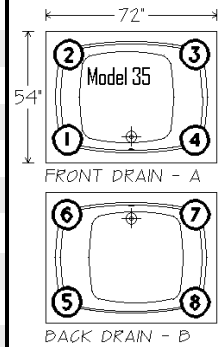
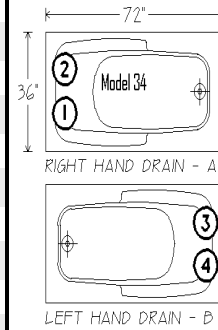
1. Model Number Refer to Handi-Care Section for model & dimensions
2. Hand R or L Determine by Right (R) or Left (L) plumbing wall, which is the side opposite the seat
3. Color Identify by corresponding number found on back page
4. Grab Bars Stainless steel bars may be added to most units, blocking and factory installation are required, units in literature show standard placement
5. Fold-up Seat Sanitary fold-up seat with stainless hardware. Determine R or L by wall and size
6. Blocking Available as support for future installation of grab bars
7. Mounting Order if seat or bars are to be factory installed

Product Price List

Quote pricing applies to quantities of 12 or more units please call for Quote

Last updated 02-07-11

Product Number	Name		Dimensions	List Price A Per Unit
34	VEGAS™ SOAKER		72X36X20	\$822.00
34FR/L	VEGAS™ SOAKER FLASHED 3 SIDES		72X36X20	\$995.00
34-R/L	VEGAS™ SOAKER SKIRT W/O ACCESS		72X36X20	\$1,155.00
34R/L	VEGAS™ SOAKER FLASHED & SKIRT W/O ACCESS		72X36X20	\$967.00
34-MM	VEGAS™ M WHIRLPOOL		72X36X20	\$1,954.00
34FR/L-MM	VEGAS™ M WHIRLPOOL FLASHED 3 SIDES		72X36X20	\$2,127.00
34-R/LMM	VEGAS™ M WHIRLPOOL SKIRT WITH ACCESS		72X36X20	\$2,449.00
34R/L-MM	VEGAS™ M WHIRLPOOL FLASHED & SKIRT WITH ACCESS		72X36X20	\$2,261.00
34-6E	VEGAS™ E WHIRLPOOL		72X36X20	\$1,630.00
34FR/L-6E	VEGAS™ E WHIRLPOOL FLASHED 3 SIDES		72X36X20	\$1,803.00
34-R/L6E	VEGAS™ E WHIRLPOOL SKIRT WITH ACCESS		72X36X20	\$2,125.00
34R/L-6E	VEGAS™ E WHIRLPOOL FLASHED & SKIRT WITH ACCESS		72X36X20	\$1,937.00
35	GRANADA™ SOAKER		72X54X21	\$1,026.00
35FX/D	GRANADA™ SOAKER FLASHED 3 SIDES		72X54X21	\$1,203.00
35-X/D	GRANADA™ SOAKER SKIRT WITH ACCESS		72X54X21	\$1,363.00
35F-X/D	GRANADA™ SOAKER FLASHED & SKIRT WITH ACCESS		72X54X21	\$1,508.00
35-MM	GRANADA™ M WHIRLPOOL		72X54X21	\$2,158.00
35FX/D-MM	GRANADA™ M WHIRLPOOL FLASHED 3 SIDES		72X54X21	\$2,335.00
35-X/DMM	GRANADA™ M WHIRLPOOL SKIRT WITH ACCESS		72X54X21	\$2,495.00
35F-X/DMM	GRANADA™ M WHIRLPOOL FLASHED & SKIRT WITH ACCESS		72X54X21	\$2,640.00
35-6E	GRANADA™ E WHIRLPOOL		72X54X21	\$1,834.00
35FX/D-6E	GRANADA™ E WHIRLPOOL FLASHED 3 SIDES		72X54X21	\$2,011.00
35-X/D6E	GRANADA™ E WHIRLPOOL SKIRT WITH ACCESS		72X54X21	\$2,171.00
35F-X/D6E	GRANADA™ E WHIRLPOOL FLASHED & SKIRT WITH ACCESS		72X54X21	\$2,316.00
39	RIO™ SOAKER		72X41X23	\$924.00
39FR/L	RIO™ SOAKER FLASHED 3 SIDES		72X41X24	\$1,098.00
39-R/L	RIO™ SOAKER SKIRT W/O ACCESS		72X41X25	\$1,258.00
39F-R/L	RIO™ SOAKER FLASHED & SKIRT W/O ACCESS		72X41X26	\$1,404.00
39-MM	RIO™ M WHIRLPOOL		72X41X23	\$2,056.00
39FR/L-MM	RIO™ M WHIRLPOOL FLASHED 3 SIDES		72X41X23	\$2,230.00
39-R/LMM	RIO™ M WHIRLPOOL SKIRT WITH ACCESS		72X41X23	\$2,552.00
39F-R/LMM	RIO™ M WHIRLPOOL FLASHED & SKIRT WITH ACCESS		72X41X23	\$2,698.00
39-6E	RIO™ E WHIRLPOOL		72X41X23	\$1,732.00
39FR/L-6E	RIO™ E WHIRLPOOL FLASHED 3 SIDES		72X41X23	\$1,906.00
39-R/L6E	RIO™ E WHIRLPOOL SKIRT WITH ACCESS		72X41X23	\$2,228.00
39F-R/L6E	RIO™ E WHIRLPOOL FLASHED & SKIRT WITH ACCESS		72X41X23	\$2,374.00



Product Price List

Quote pricing applies to quantities of 12 or more units please call for Quote

Last updated 02-07-11

Product Number	Name		Dimensions	List Price A Per Unit	
63	PRESTIGE™ SOAKER	<p>Model 63 CORNER TUB - A</p>	60X60X22	\$1,196.00	
63F	PRESTIGE™ SOAKER FLASHED 2 SIDES		60X60X22	\$1,341.00	
63-MM	PRESTIGE™ M WHIRLPOOL		60X60X22	\$2,328.00	
63F-MM	PRESTIGE™ M WHIRLPOOL FLASHED 2 SIDES		60X60X22	\$2,473.00	
63-6E	PRESTIGE™ E WHIRLPOOL		60X60X22	\$2,004.00	
63F-6E	PRESTIGE™ E WHIRLPOOL FLASHED 2 SIDES		60X60X22	\$2,149.00	
64R/L	SEVILLE™ SOAKER FLASHED & SKIRT W/O ACCESS	<p>Model 64 RIGHT HAND DRAIN - A</p>	72X37½X20	\$989.00	
64R/L-MM	SEVILLE™ M WHIRLPOOL FLASHED & SKIRT WITH ACCESS		72X37½X20	\$2,283.00	
64R/L-6E	SEVILLE™ E WHIRLPOOL FLASHED & SKIRT WITH ACCESS		72X37½X20	\$1,959.00	
		<p>LEFT HAND DRAIN - B</p>			
65	MARQUIST™ SOAKER	<p>Model 65 FRONT DRAIN - A</p>	60X48½X22	\$919.00	
65FX/D	MARQUIST™ SOAKER FLASHED 3 SIDES		60X48½X22	\$1,092.00	
65-X/D	MARQUIST™ SOAKER SKIRT WITH ACCESS		60X48½X22	\$1,251.00	
65F-X/D	MARQUIST™ SOAKER FLASHED & SKIRT WITH ACCESS		60X48½X22	\$1,394.00	
65-MM	MARQUIST™ M WHIRLPOOL		60X48½X22	\$2,051.00	
65FX/D-MM	MARQUIST™ M WHIRLPOOL FLASHED 3 SIDES		60X48½X22	\$2,224.00	
65-X/DMM	MARQUIST™ M WHIRLPOOL SKIRT WITH ACCESS		60X48½X22	\$2,383.00	
65F-X/DMM	MARQUIST™ E WHIRLPOOL FLASHED & SKIRT WITH ACCESS		60X48½X22	\$2,526.00	
65-6E	MARQUIST™ E WHIRLPOOL		60X48½X22	\$1,727.00	
65FX/D-6E	MARQUIST™ E WHIRLPOOL FLASHED 3 SIDES		60X48½X22	\$1,900.00	
65-X/D6E	MARQUIST™ E WHIRLPOOL SKIRT WITH ACCESS		60X48½X22	\$2,059.00	
65F-X/D6E	MARQUIST™ E WHIRLPOOL FLASHED & SKIRT WITH ACCESS		60X48½X22	\$2,202.00	
66	CLASSIC™ SOAKER	<p>Model 66 FRONT DRAIN - A</p>	72X48X22	\$986.00	
66FX/D	CLASSIC™ SOAKER FLASHED 3 SIDES		72X48X22	\$1,161.00	
66-X/D	CLASSIC™ SOAKER SKIRT WITH ACCESS		72X48X22	\$1,321.00	
66F-X/D	CLASSIC™ SOAKER FLASHED & SKIRT WITH ACCESS		72X48X22	\$1,465.00	
66-MM	CLASSIC™ M WHIRLPOOL		72X48X22	\$2,118.00	
66FX/D-MM	CLASSIC™ M WHIRLPOOL FLASHED 3 SIDES		72X48X22	\$2,293.00	
66-X/DMM	CLASSIC™ M WHIRLPOOL SKIRT WITH ACCESS		72X48X22	\$2,453.00	
66F-X/DMM	CLASSIC™ M WHIRLPOOL FLASHED & SKIRT WITH ACCESS		72X48X22	\$2,597.00	
66-6E	CLASSIC™ E WHIRLPOOL		72X48X22	\$1,794.00	
66FX/D-6E	CLASSIC™ E WHIRLPOOL FLASHED 3 SIDES		72X48X22	\$1,969.00	
66-X/D6E	CLASSIC™ E WHIRLPOOL SKIRT WITH ACCESS		72X48X22	\$2,129.00	
66F-X/D6E	CLASSIC™ E WHIRLPOOL FLASHED & SKIRT WITH ACCESS		72X48X22	\$2,273.00	
			<p>BACK DRAIN - B</p>		

Product Price List

Quote pricing applies to quantities of 12 or more units please call for Quote

Last updated 02-07-11

Product Number	Name		Dimensions	List Price A Per Unit
67	OPTIMA™ SOAKER		66X36X22	\$761.00
67FR/L	OPTIMA™ SOAKER FLASHED 3 SIDES		66X36X22	\$929.00
67-R/L	OPTIMA™ SOAKER SKIRT W/O ACCESS		66X36X22	\$1,087.00
67R/L	OPTIMA™ SOAKER FLASHED & SKIRT W/O ACCESS		66X36X22	\$927.00
67-MM	OPTIMA™ M WHIRLPOOL		66X36X22	\$1,893.00
67FR/L-MM	OPTIMA™ M WHIRLPOOL FLASHED 3 SIDES		66X36X22	\$2,061.00
67-R/LMM	OPTIMA™ M WHIRLPOOL SKIRT WITH ACCESS		66X36X22	\$2,381.00
67R/L-MM	OPTIMA™ M WHIRLPOOL FLASHED & SKIRT WITH ACCESS		66X36X22	\$2,221.00
67-6E	OPTIMA™ E WHIRLPOOL		66X36X22	\$1,569.00
67FR/L-6E	OPTIMA™ E WHIRLPOOL FLASHED 3 SIDES		66X36X22	\$1,737.00
67-R/L6E	OPTIMA™ E WHIRLPOOL SKIRT WITH ACCESS		66X36X22	\$2,057.00
67R/L-6E	OPTIMA™ E WHIRLPOOL FLASHED & SKIRT WITH ACCESS		66X36X22	\$1,897.00
68	TOPAZ™ SOAKER			60½X60½X22
68F	TOPAZ™ SOAKER FLASHED 2 SIDES	60½X60½X22		\$1,302.00
68-D	TOPAZ™ SOAKER SKIRT WITH ACCESS	60½X60½X22		\$1,853.00
68F-D	TOPAZ™ SOAKER FLASHED & SKIRT WITH ACCESS	60½X60½X22		\$1,861.00
68-MM	TOPAZ™ M WHIRLPOOL	60½X60½X22		\$2,347.00
68F-MM	TOPAZ™ M WHIRLPOOL FLASHED 2 SIDES	60½X60½X22		\$2,434.00
68-DMM	TOPAZ™ M WHIRLPOOL SKIRT WITH ACCESS	60½X60½X22		\$2,985.00
68F-DMM	TOPAZ™ M WHIRLPOOL FLASHED & SKIRT WITH ACCESS	60½X60½X22		\$2,993.00
68-6E	TOPAZ™ E WHIRLPOOL	60½X60½X22		\$2,023.00
68F-6E	TOPAZ™ E WHIRLPOOL FLASHED 2 SIDES	60½X60½X22		\$2,110.00
68-D6E	TOPAZ™ E WHIRLPOOL SKIRT WITH ACCESS	60½X60½X22		\$2,661.00
68F-D6E	TOPAZ™ E WHIRLPOOL FLASHED & SKIRT WITH ACCESS	60½X60½X22		\$2,669.00
69A	OPAL™ I SOAKER			60X42X22
69A-MM	OPAL™ I M WHIRLPOOL		60X42X22	\$1,937.00
69A-6E	OPAL™ I E WHIRLPOOL		60X42X22	\$1,613.00
69B	OPAL™ II SOAKER		66X42X22	\$885.00
69B-MM	OPAL™ II M WHIRLPOOL		66X42X22	\$2,017.00
69B-6E	OPAL™ II E WHIRLPOOL		66X42X22	\$1,693.00

Product Price List

Quote pricing applies to quantities of 12 or more units please call for Quote

Last updated 02-07-11

Product Number	Name		Dimensions	List Price A Per Unit
69C	OPAL™ III SOAKER	<p>Model 69C RIGHT HAND DRAIN - A LEFT HAND DRAIN - B</p>	72X42X22	\$1,008.00
69C-MM	OPAL™ III M WHIRLPOOL		72X42X22	\$2,140.00
69C-6E	OPAL™ III E WHIRLPOOL		72X42X22	\$1,816.00
69D	OPAL™ IV SOAKER	<p>Model 69 D FRONT DRAIN - A BACK DRAIN - B</p>	74X43X22	\$1,008.00
69D-MM	OPAL™ IV M WHIRLPOOL		74X43X22	\$2,140.00
69D-6E	OPAL™ IV E WHIRLPOOL		74X43X22	\$1,816.00
70R/L	CAPELLA SOAKER FLASHED WITH SKIRT		60X32X22	\$750.00
70R/L-MM	CAPELLA M WHIRLPOOL FLASHED & SKIRT WITH ACCESS		60X32X22	\$2,044.00
70R/L-6E	CAPELLA E WHIRLPOOL FLASHED & SKIRT WITH ACCESS		60X32X22	\$1,720.00
71	CAMEO™ SOAKER	<p>RIGHT HAND DRAIN</p>	60x42x22	\$805.00
71-MM	CAMEO™ M WHIRLPOOL		60x42x22	\$1,937.00
71-6E	CAMEO™ E WHIRLPOOL		60x42x22	\$1,613.00
72R/L	VEYOND V SOAKER FLASHED & SKIRT W/O ACCESS		60X36X22	\$1,150.00
72R/L-MM	VEYOND V M WHIRLPOOL FLASHED & SKIRT WITH ACCESS		60X36X22	\$2,444.00
72R/L-6E	VEYOND V E WHIRLPOOL FLASHED & SKIRT WITH ACCESS		60X36X22	\$2,120.00
73R/L	VEYOND VI SOAKER FLASHED & SKIRT W/O ACCESS		72X36X22	\$1,300.00
73R/L-MM	VEYOND VI M WHIRLPOOL FLASHED & SKIRT WITH ACCESS		72X36X22	\$2,154.00
73R/L-6E	VEYOND VI E WHIRLPOOL FLASHED & SKIRT WITH ACCESS		72X36X22	\$2,270.00
90	MONACO™ I SOAKER	<p>Model 90 RIGHT HAND DRAIN - A LEFT HAND DRAIN - B</p>	72X42X22	\$919.00
90FR/L	MONACO™ I SOAKER FLASHED 3 SIDES		72X42X22	\$1,131.00
90-R/L	MONACO™ I SOAKER SKIRT W/O ACCESS		72X42X22	\$1,290.00
90R/L	MONACO™ II SOAKER FLASHED & SKIRT W/O ACCESS		72X42X22	\$1,145.00
90-MM	MONACO™ I M WHIRLPOOL		72X42X22	\$2,051.00
90FR/L-MM	MONACO™ I M WHIRLPOOL FLASHED 3 SIDES		72X42X22	\$2,263.00
90-R/LMM	MONACO™ I M WHIRLPOOL SKIRT WITH ACCESS		72X42X22	\$2,584.00
90R/L-MM	MONACO™ II M WHIRLPOOL FLASHED & SKIRT WITH ACCESS		72X42X22	\$2,439.00
90-6E	MONACO™ I E WHIRLPOOL		72X42X22	\$1,727.00
90FR/L-6E	MONACO™ I E WHIRLPOOL FLASHED 3 SIDES		72X42X22	\$1,939.00
90-R/L6E	MONACO™ I E WHIRLPOOL SKIRT WITH ACCESS		72X42X22	\$2,260.00
90R/L-6E	MONACO™ II E WHIRLPOOL FLASHED & SKIRT WITH ACCESS		72X42X22	\$2,115.00

Product Price List

Quote pricing applies to quantities of 12 or more units please call for Quote

Last updated 02-07-11

Product Number	Name		Dimensions	List Price A Per Unit
91	GLASSCOTT™ SOAKER	<p>Model 91 CORNER TUB - A</p>	60X60X22	\$1,037.00
91F	GLASSCOTT™ SOAKER FLASHED 2 SIDES		60X60X22	\$1,183.00
91-D	GLASSCOTT™ SOAKER SKIRT WITH ACCESS		60X60X22	\$1,640.00
91F-D	GLASSCOTT™ SOAKER FLASHED & SKIRT WITH ACCESS		60X60X22	\$1,785.00
91-MM	GLASSCOTT™ M WHIRLPOOL		60X60X22	\$2,169.00
91F-MM	GLASSCOTT™ M WHIRLPOOL FLASHED 2 SIDES		60X60X22	\$2,315.00
91-DMM	GLASSCOTT™ M WHIRLPOOL SKIRT WITH ACCESS (2)		60X60X22	\$2,934.00
91F-DMM	GLASSCOTT™ M WHIRLPOOL FLASH & SKIRT W/ACCESS (2)		60X60X22	\$3,079.00
91-6E	GLASSCOTT™ E WHIRLPOOL		60X60X22	\$1,845.00
91F-6E	GLASSCOTT™ E WHIRLPOOL FLASHED 2 SIDES		60X60X22	\$1,991.00
91-D6E	GLASSCOTT™ E WHIRLPOOL SKIRT WITH ACCESS (2)		60X60X22	\$2,610.00
91F-D6E	GLASSCOTT™ E WHIRLPOOL FLASH & SKIRT W/ACCESS (2)		60X60X22	\$2,755.00
93	AMOR™ SOAKER	<p>Model 93 CORNER TUB - A</p>	60X60X22	\$1,037.00
93F	AMOR™ SOAKER FLASHED 2 SIDES		60X60X22	\$1,183.00
93-D	AMOR™ SOAKER SKIRT WITH ACCESS		60X60X22	\$1,451.00
93F-D	AMOR™ SOAKER FLASHED & SKIRT WITH ACCESS		60X60X22	\$1,596.00
93-MM	AMOR™ M WHIRLPOOL		60X60X22	\$2,169.00
93F-MM	AMOR™ M WHIRLPOOL FLASHED 2 SIDES		60X60X22	\$2,315.00
93-DMM	AMOR™ M WHIRLPOOL SKIRT WITH ACCESS (2)		60X60X22	\$2,745.00
93F-DMM	AMOR™ M WHIRLPOOL FLASHED & SKIRT WITH ACCESS (2)		60X60X22	\$2,890.00
93-6E	AMOR™ E WHIRLPOOL		60X60X22	\$1,845.00
93F-6E	AMOR™ E WHIRLPOOL FLASHED 2 SIDES		60X60X22	\$1,991.00
93-D6E	AMOR™ E WHIRLPOOL SKIRT WITH ACCESS (2)		60X60X22	\$2,421.00
93F-D6E	AMOR™ E WHIRLPOOL FLASHED & SKIRT WITH ACCESS (2)		60X60X22	\$2,566.00
94	MOZART™ SOAKER	<p>RIGHT HAND DRAIN - A LEFT HAND DRAIN - B Model 94</p>	66½X47¼X22	\$1,277.00
94-MM	MOZART™ M WHIRLPOOL		66½X47¼X22	\$2,409.00
95	BEETHOVEN™ SOAKER	<p>Model 95 FRONT DRAIN - A BACK DRAIN - B</p>	72X42X21	\$1,418.00
95-MM	BEETHOVEN™ M WHIRLPOOL		72X42X21	\$2,550.00
95-6E	BEETHOVEN™ E WHIRLPOOL		72X42X21	\$2,226.00

Product Price List

Quote pricing applies to quantities of 12 or more units please call for Quote

Last updated 02-07-11

Product Number	Name		Dimensions	List Price A Per Unit
98	CAMELOT™ SOAKER	<p>Model 98 CORNER TUB - A</p>	60X60X24	\$1,080.00
98F	CAMELOT™ SOAKER FLASHED 2 SIDES		60X60X24	\$1,226.00
98-D	CAMELOT™ SOAKER SKIRT WITH ACCESS		60X60X24	\$1,560.00
98F-D	CAMELOT™ SOAKER FLASHED & SKIRT WITH ACCESS		60X60X24	\$1,705.00
98-MM	CAMELOT™ M WHIRLPOOL		60X60X24	\$2,212.00
98F-MM	CAMELOT™ M WHIRLPOOL FLASHED 2 SIDES		60X60X24	\$2,358.00
98-DMM	CAMELOT™ M WHIRLPOOL SKIRT WITH ACCESS		60X60X24	\$2,854.00
98F-DMM	CAMELOT™ M WHIRLPOOL FLASH & SKIRT W/ACCESS		60X60X24	\$2,999.00
98-6E	CAMELOT™ E WHIRLPOOL		60X60X24	\$1,888.00
98F-6E	CAMELOT™ E WHIRLPOOL FLASHED 2 SIDES		60X60X24	\$2,034.00
98-D6E	CAMELOT™ E WHIRLPOOL SKIRT WITH ACCESS		60X60X24	\$2,530.00
98F-D6E	CAMELOT™ E WHIRLPOOL FLASHED & SKIRT WITH ACCESS		60X60X24	\$2,675.00
99F	NORWOOD™ SOAKER FLASHED 2 SIDES		<p>Model 99</p>	61 1/4 X 61 1/4 X 22
99F-D	NORWOOD™ SOAKER FLASHED & SKIRT WITH ACCESS	61 1/4 X 61 1/4 X 22		\$1,560.00
99F-MM	NORWOOD™ M WHIRLPOOL FLASHED 2 SIDES	61 1/4 X 61 1/4 X 22		\$2,212.00
99F-DMM	NORWOOD™ M WHIRLPOOL FLASH & SKIRT W/ACCESS	61 1/4 X 61 1/4 X 22		\$2,854.00
99F-6E	NORWOOD™ E WHIRLPOOL FLASHED 2 SIDES	61 1/4 X 61 1/4 X 22		\$1,888.00
99F-D6E	NORWOOD™ E WHIRLPOOL FLASH& SKIRT W/ACCESS	61 1/4 X 61 1/4 X 22		\$2,530.00
37CR/L	COMPANION SOAKER W/SEATED BASE (3PC)		101 3/4 X 43 1/4 X 22	\$1,881.00
37CR/L-MM	COMPANION M WHIRLPOOL W/SEATED BASE (3PC)		101 3/4 X 43 1/4 X 22	\$3,175.00
37CR/L-6E	COMPANION E WHIRLPOOL W/SEATED BASE (3PC)		101 3/4 X 43 1/4 X 22	\$2,851.00
	#37C includes unit, trim cap and 5C3842E			
92CR/L	COMPANION SOAKER W/SEATED BASE (3PC)		113 3/4 X 43 1/4 X 42	\$2,077.00
92CR/L-MM	COMPANION M WHIRLPOOL W/SEATED BASE (3PC)		113 3/4 X 43 1/4 X 42	\$3,209.00
92CR/L-6E	COMPANION E WHIRLPOOL W/SEATED BASE (3PC)		113 3/4 X 43 1/4 X 42	\$3,047.00
	#92C includes unit, trim cap and 5C3842E			

Product Price List

Quote pricing applies to quantities of 12 or more units please call for Quote

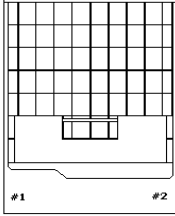
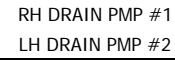



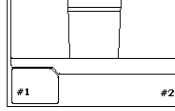

Last updated 02-07-11

Product Number	Name		Dimensions	List Price A Per Unit
97R/L	COMPANION SOAKER W/SEATED BASE (1PC)		114X42½X31	\$2,476.00
97WALL	WALL SYSTEM FOR 97R/L		114X42½X81	\$500.00
97R/L-MM	COMPANION M WHIRLPOOL W/SEATED BASE (1PC)		114X42½X31	\$3,608.00
97R/L-6E	COMPANION E WHIRLPOOL W/SEATED BASE (1PC)		114X42½X31	\$3,284.00
WHIRLPOOL OPTIONS				
MC	CHROME JETS - M SYSTEM ONLY			\$106.00
MB	POLISHED BRASS JETS - M SYSTEM ONLY			\$275.00
MN	SATIN NICKEL JETS - M SYSTEM ONLY			\$450.00
ILH.P	IN-LINE HEATER FACTORY INSTALLED - M SYSTEM ONLY			\$441.00
<p>M SYSTEM AVAILABLE WITH COLOR COORDINATED JETS FOR WHITE, ALMOND AND BISCUIT ONLY ALL OTHER COLORS MUST UPGRADE TO CHROME, POLISHED BRASS, OR SATIN NICKEL</p>				
<p>E SYSTEM AVAILABLE IN "A" COLORS ONLY WITH COLOR COORDINATED JETS - NO ADD-ON OPTIONS AVAILABLE</p>				
<p>AIR SYSTEM AVAILABLE IN "A" COLORS ONLY CHROME AIR INJECTOR JETS --- SAME PRICE AS M SYSTEM</p>				

Product Price List

Quote pricing applies to quantities of 12 or more units please call for Quote

Last updated 02-07-11

Product Number	Name		Dimensions	List Price Per Unit
13R/L	WINFIELD™ I 13R/L TUB SHOWER SOAKER		60X33¼X78¼	\$784.00
13R/L-MM	WINFIELD™ I 13R/L TUB SHOWER M WHIRLPOOL		60X33¼X78¼	\$2,078.00
13R/L-6E	WINFIELD™ I 13R/L TUB SHOWER E WHIRLPOOL		60X33¼X78¼	\$1,754.00
14R/L	WINFIELD™ II 14R/L TUB SHOWER SOAKER		60X37¼X78¼	\$990.00
14R/L-MM	WINFIELD™ II 14R/L TUB SHOWER M WHIRLPOOL		60X37¼X78¼	\$2,284.00
14R/L-6E	WINFIELD™ II 14R/L TUB SHOWER E WHIRLPOOL		60X37¼X78¼	\$1,960.00
		RH DRAIN PMP #1 LH DRAIN PMP #2		
15R/L	EMPRESS™ 15R/L TUB SHOWER SOAKER WITH BENCH		60X36¼X79	\$990.00
15R/L-MM	EMPRESS™ 15R/L TUB SHOWER W/BENCH M WHIRLPOOL		60X36¼X79	\$2,284.00
15R/L-6E	EMPRESS™ 15R/L TUB SHOWER W/BENCH E WHIRLPOOL		60X36¼X79	\$1,960.00
16R/L	ELITE™ 16R/L TUB SHOWER SOAKER		60X42¾X78½	\$1,214.00
16R/L-MM	ELITE™ 16R/L TUB SHOWER M WHIRLPOOL		60X42¾X78½	\$2,508.00
16R/L-6E	ELITE™ 16R/L TUB SHOWER E WHIRLPOOL		60X42¾X78½	\$2,184.00
		RH DRAIN PMP #1 LH DRAIN PMP #2		
17R/L	ROYALE™ 17R/L TUB SHOWER SOAKER		72X42½X78½	\$1,389.00
17R/L-MM	ROYALE™ 17R/L TUB SHOWER M WHIRLPOOL		72X42½X78½	\$2,683.00
17R/L-6E	ROYALE™ 17R/L TUB SHOWER E WHIRLPOOL		72X42½X78½	\$2,359.00
171R/L	ROYALTON™ 171R/L TUB SHOWER SOAKER		72X36X78½	\$1,214.00
171R/L-MM	ROYALTON™ 171R/L TUB SHOWER M WHIRLPOOL		72X36X78½	\$2,508.00
171R/L-6E	ROYALTON™ 171R/L TUB SHOWER E WHIRLPOOL		72X36X78½	\$2,184.00
		RH DRAIN PMP #1 LH DRAIN PMP #2		
45R/L	EMPRESS II™ 45R/L 3PC TUB SHOWER W/BENCH SOAKER		60X36¼X78½	\$1,264.00
45R/L-MM	EMPRESS II™ 45R/L 3PC TUB SHOWER W/BENCH M WHIRLPOOL		60X36¼X78½	\$2,558.00
45R/L-6E	EMPRESS II™ 45R/L 3PC TUB SHOWER W/BENCH E WHIRLPOOL		60X36¼X78½	\$2,234.00
		RH DRAIN PMP #1 LH DRAIN PMP #2		

Product Price List

Quote pricing applies to quantities of 12 or more units please call for Quote

Last updated 02-07-11

Product Number	Name	List Price Per Unit
	FIELD TRIM KIT	
FTK	COLOR COORDINTATED	\$176.00
FTK	CHROME ESCUTCHEONS	\$251.00
FTK	POLISHED BRASS ESCUTCHEONS	\$458.00
	FLASHING KIT - FIELD APPLIED	
KFL6	6' OF FLASHING	\$69.00
KFL18	18' OF FLASHING	\$138.00
	ACCESS PANELS	
RAPSR/L	ACCESS PANELS FOR MODEL 15,16,17,31	\$149.00
RVTT	TRIANGLE SHAPE ACCESS TRAY FOR 68	\$130.00
AAP5	ACCESS PANEL FOR MODEL 91 ADDITIONAL PANEL	\$267.00
RVTK	KIDNEY SHAPE TRAY	\$130.00
RAP5	LUXURY BATHS - 5' WIDTH	\$267.00
RAP6	LUXURY BATHS - 6' WIDTH	\$282.00
RAP3	LUXURY BATHS - 3' WIDTH	\$217.00
	BENCH SEAT	
BENCH15/45	BENCH SEAT FOR MODEL 15 & 45	\$300.00
	TOUCHUP KIT	
KRT	GELCOAT - MINOR - 2oz. & SUPPLIES	\$72.00
KRM	GELCOAT - MAJOR - 4oz. & SUPPLIES	\$107.00
	CHANGE ORDER / REWORK CHARGES	
	CHANGE JETS MM SYSTEM INCLUDES PRICE OF PARTS	\$538.00
	ADD FLASHING INCLUDES PRICE OF FLASHING	\$341.00
	ADD SKIRT SOAKER	\$508.00
	ADD SKIRT WHIRLPOOL	\$654.00
	ADD WHIRLPOOL TO SOAKER E SYSTEM	\$1,485.00
	ADD WHIRLPOOL TO SOAKER MM SYSTEM	\$1,652.00
	RELOCATE PUMP	\$668.00
	ADD HEATER INCLUDES PRICE OF HEATER / M SYSTEM ONLY	\$767.00
	ADD ACCESS PANEL TO SKIRT	\$730.00

Sales Policies & Procedures

Delivery

Schedule:

Arrangement for delivery should be made at least 48 hours in advance

North of Romeoville Tuesday & Thursday	South of Romeoville Wednesday & Friday	Project / Out of Area Monday
---	---	---------------------------------

Charges:

Delivery charges are net as follows:

0-25 miles \$35	26-50 miles \$55	51-75 miles \$75	over 75 miles \$ per quote
--------------------	---------------------	---------------------	-------------------------------

Customer Pickup / Will Call

Day	Hours
Monday – Friday	8am-4pm
Closed Holidays	

Please call prior to pickup with purchase order number to ensure product and paperwork will be prepared for pickup. Will call orders must be picked up within 15 days of completion. Orders not picked up within 30 days will be canceled and appropriate charges will be invoiced.

Returns & Cancellation Policy

All returns/cancellations within 30 days will be assessed a minimum of **15%** restocking/handling charge. Standard “**A**” color group products manufactured to fill customer orders will be assessed a cancellation/handling charge of **20%-50%**. “**B**” color group products and whirlpools **can not** be canceled or returned. Returns must have a Return Goods Authorization (RGA) issued by National to be accepted. To receive a RGA from National, the distributor must provide the following:

- Original Invoice
- Sales order number
- Distributor purchase order number

Amount of credit will be determined by National following inspection of product.

Product older than 60 days is non returnable.

Warranty

All products manufactured by G.K.L. Corporation will be covered under one or more limited warranties. For warranty information, contact a sales representative or National Bathing Products Sales Office. The following must be performed to receive full warranty:

- All units must be inspected at time of delivery.
- Any shipping damage must be noted on delivery ticket for factory warranty work.
- Color must be evaluated prior to product installation. National is not responsible for color variation reported after installation of product

Packaging

Standard mini face packaging is provided with local delivery and pick up.

Full crating is available for a charge of \$250(net)

Colors

National colors coordinate to major fixture manufacturers.

It is very important to verify color to other fixtures prior to installation.

Colors

A Group

00 White 26 Almond/Bone/Natural 66 Biscuit

E System Whirlpool available in A Group colors only with color coordinated jets

Standard whirlpool jet finish for M System A Group colors is color coordinated

Optional upgraded jet finishes for M System are chrome, polished brass, or satin/brushed nickel

B Group

For B colors please add \$400

03 Mexican Sand 16 Ice Gray 69 Innocent Blush
13 Sandbar 28 Tender Gray 88 Sterling Silver

It is very important to verify color to other fixtures prior to installation.

Experience the elegance and quality of National Bathing Products.

National is a family owned company that has met customer's needs and manufactured the best quality in a full line of bath products for over twenty years. Whirlpools, shower/baths, showers, shower bases and ADA compliant products exceed National Association of Home Builders (NAHB) requirements and are UL listed. The quality, fast turnaround times and excellent value make National Bathing Products the choice of all leaders in the plumbing industry.

Product Display	
Monday – Friday	9am-3pm
Customer Pick Up	
Monday – Friday	8am-4pm
Closed Holidays	